

M&J PreShred 4000 Mobile

Waste Pre-Shredders from M&J Recycling

– Sets new standards in handling all kinds of waste





Mobile waste shredder from M&J Recycling makes light work of heavy waste

M&J's PreShred 4000 Mobile makes it easier than ever before to process all kinds of waste in almost any location. It has been designed to deliver improved performance and increased efficiency and meets the latest demands concerning emission.



It features all the robustness and strength you'd expect from a M&J pre-shredder, with the added benefits of being easier to operate, more efficient to run and easier to service, all of which helps to reduce running costs.

M&J Recycling shredding technology is based on an extremely aggressive knife design and open cutting table, which provides outstanding performance when dealing with mixed and challenging materials. These key features make M&J pre-shredder units extremely resistant to wear caused by un-shredable materials; like solid steel, reinforced concrete and rocks.



PLASTIC LOOSE AND PLASTIC BALES



MATTRESSES



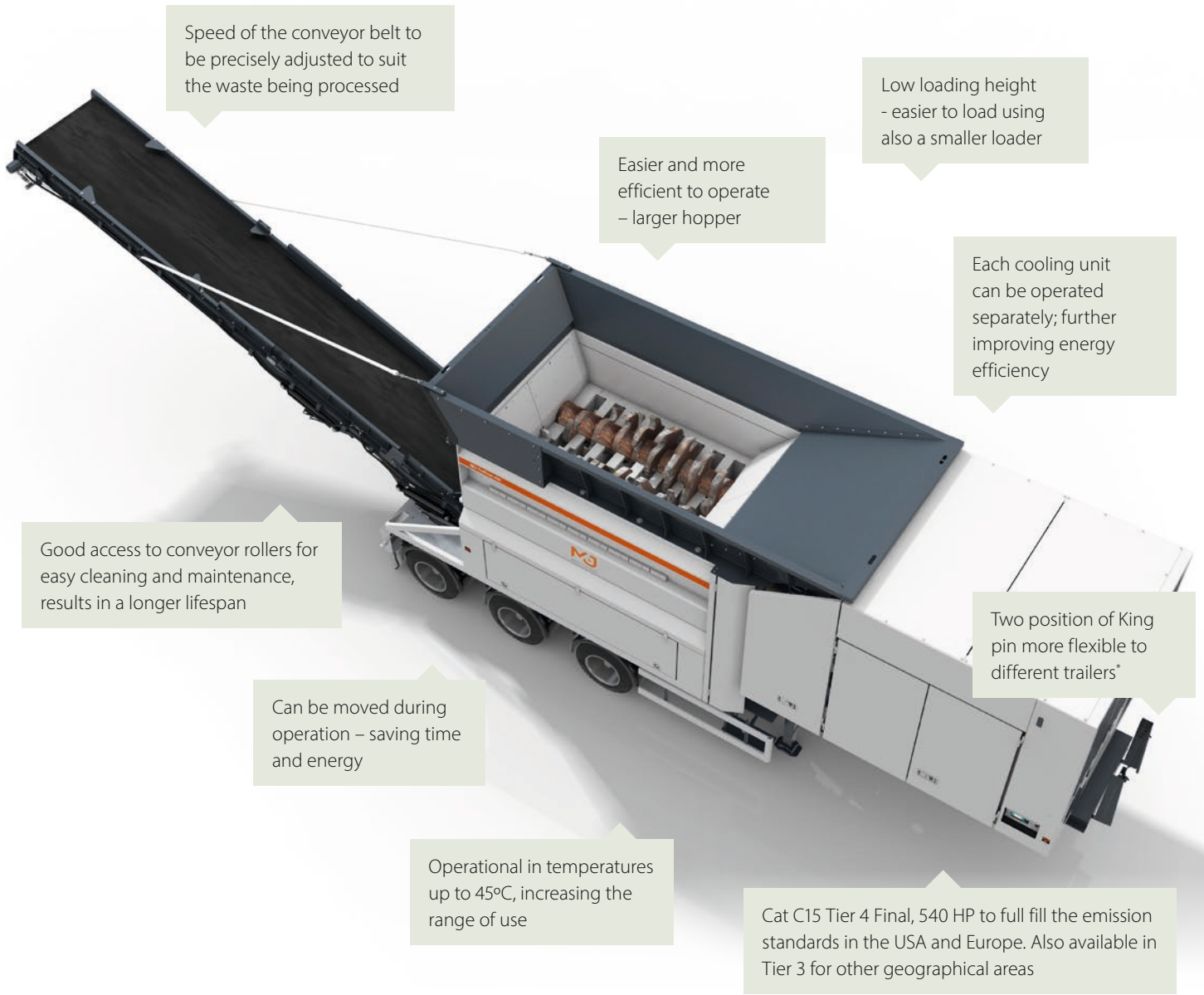
CARPETS

Advanced technology

The M&J PreShred 4000 is a large waste shredder capable of effectively and reliably shredding virtually any type of material. This waste shredder is designed to meet the special needs of plants in which the incoming material varies greatly in terms of size and composition and can contain unknown quantities of steel, stones, and concrete. Examples include transfer stations, landfill, and large hazardous waste plants with challenging inputs such as household waste, bulky waste, construction and demolition waste, chemical waste, industrial waste, tree stumps, carpets, mattresses, railway sleepers and refrigerators, as well as waste bales.

Throughput can be as high as 100 tons/hour, depending on the type of input, the number of knives specified for the cutting table, and the loading procedure. The interaction between the rotating knives running asynchronously and in both directions ensures that the input material is constantly in motion, thus preventing bridging and providing maximum shredding capacity.

Benefits



Speed of the conveyor belt to be precisely adjusted to suit the waste being processed

Low loading height - easier to load using also a smaller loader

Easier and more efficient to operate - larger hopper

Each cooling unit can be operated separately; further improving energy efficiency

Good access to conveyor rollers for easy cleaning and maintenance, results in a longer lifespan

Two position of King pin more flexible to different trailers*

Can be moved during operation - saving time and energy

Operational in temperatures up to 45°C, increasing the range of use

Cat C15 Tier 4 Final, 540 HP to full fill the emission standards in the USA and Europe. Also available in Tier 3 for other geographical areas



Remote control easy and intuitive to use



* Only valid for trailer version

Benefits



User friendly touch-screen with colour display offering simple and easy operation and diagnostics



Extremely aggressive knife design and open cutting table

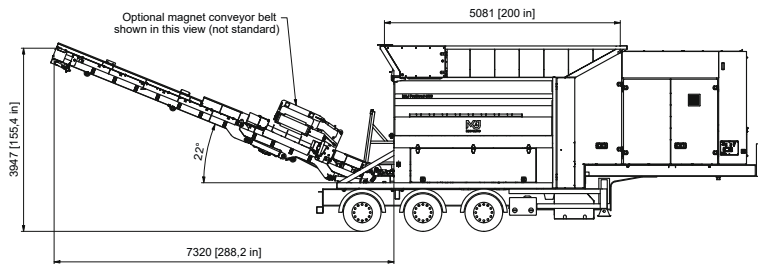
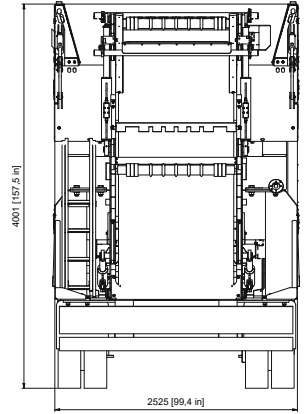
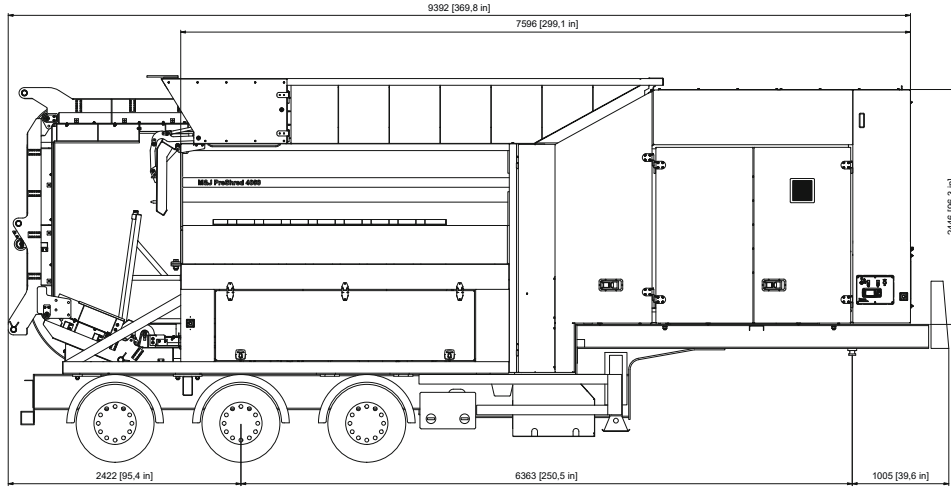


Ladder mounted at cutting table for easier service

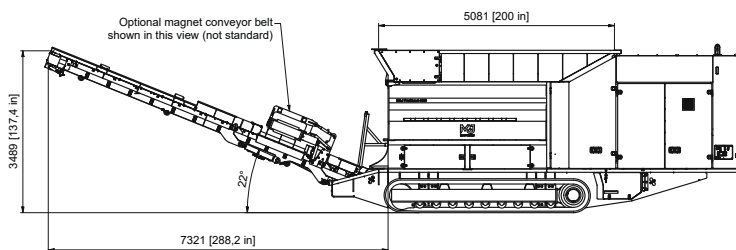
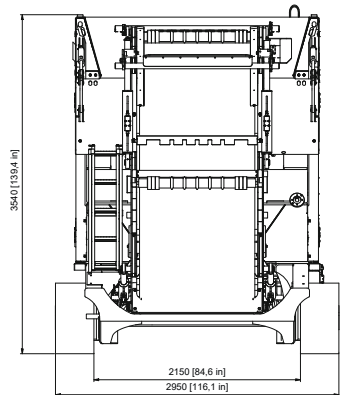
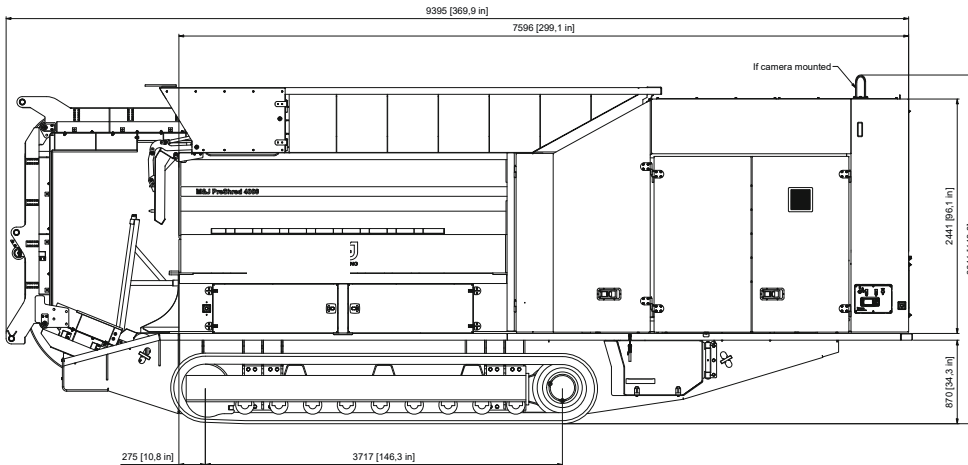


Spacious power pack for easy service access

TRAILER VERSION



CRAWLER VERSION



Specifications



Ninja star



Dragon sword



Classic



Tomahawk




Butterfly




Tachi



Samurai



Cutting table 4000 – 6 knives



Cutting table 4000 – 12 knives

Specification		Trailer version	Crawler version
Overall dimensions with std hopper (LxWxH)	mm	9796 x 2525 x 3991	9395 x 2950 x 3505
Weight (total included standard conveyor)	ton	30	35
Standard color	RAL	7011, 9002	7011, 9002
Loading height (with standard hopper)	mm	4001	3505
Cutting area	mm	2420 x 2000	2420 x 2000
Power pack			
Diesel motor	kW	403 CAT C15	
Electric control unit		Danfoss PLUS+1	
Drive principle		Double hydrostatic transmission	
Fuel consumption – Average	l/hour	60	
Chassis			
Standard belt conveyor (L x W)	mm	10250 x 1200	
Discharge height	mm	3947	3489
Cutting table			
Number of shafts		2	
Rotating speed*	rpm	16-41 / 27-56	
Number of knives		8 / 9 / 10 / 12	
Number of counter knives		16 / 18 / 20 / 24	
Cutting area (L x W)	mm	2420 x 2000	
Weight	ton	12.5 – 14.9	
Grain size **			
8 knives	mm	< 300	
9 knives	mm	< 250	
10 knives	mm	< 200	
12 knives	mm	< 125	
Capacity per hour***			
Household waste	ton	up to 100	
Demolition wood	ton	up to 70	
Industrial waste	ton	up to 35	
Bulky waste	ton	up to 50	

* Standard / HDC ** 90% less than *** Depending on loading, grain size and density of the input material



FOR MORE INFORMATION, CONTACT
YOUR LOCAL M&J REPRESENTATIVE,
OR CONTACT YOUR DEALER DIRECTLY.

[MJRECYCLING.COM](https://www.mjrecycling.com)

M&J | Vejlevej 5 | DK-8700 Horsens | Tel: +45 7626 6400 | sales@mjrecycling.com

The information in this document is provided for guidance only and as is without warranty of any kind, either express or implied, including but not limited to the implied warranties of merchantability, fitness for a particular purpose or non-infringement. Information in this document may include information not appropriate to specific configurations, or information which has not been updated. M&J Recycling has the right to make changes in the document without notice. Not all products or services are available in all countries. In no event shall M&J Recycling be liable for any damages. We reserve the right to make changes and improvements without notice.
M&J PreShred 4000M trailer, UK. M&J Recycling, August 2023.